

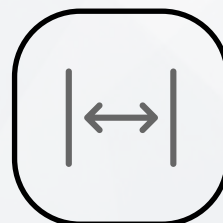
# FIBER MASTER OTDR



Multi-function



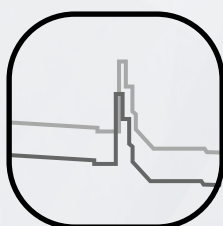
1m Event  
dead zone



140km  
Largest range



Self  
calibration

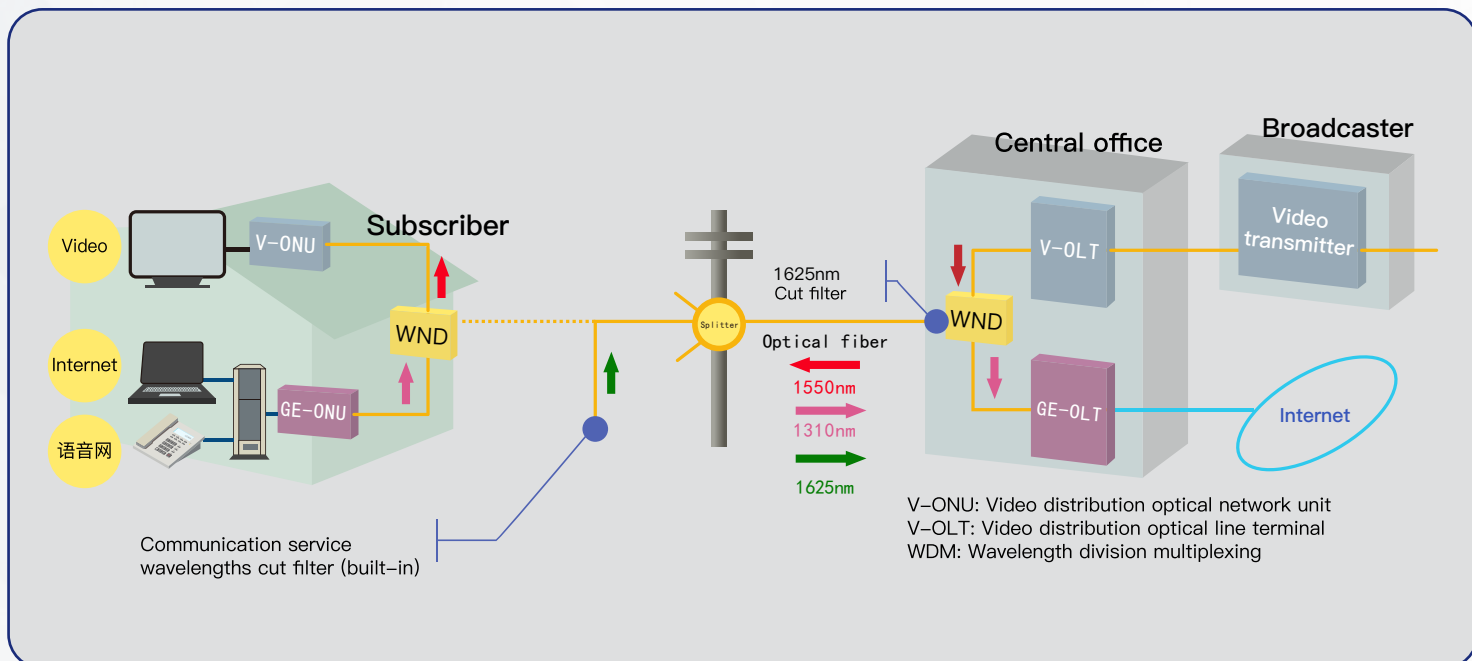


Dual wavelengths  
testing



3-year  
Warranty

## Application scenarios:



QX55 OTDR is widely used in optical network terminals (ONT), FTTH distribution (F2) fiber characterized distribution hubs (FDH), fault diagnosis and fault finding.

## Product Features

- Long-haul network testing
- Access network testing
- FTTx/PON testing through splitters
- Compact, rugged, light weight 0.7kg
- All new UI design with innovation
- 32dB Dynamic range
- 1m Event dead zone
- Built-in OPM、SLS、VFL、RJ45、FIP modules
- Link Map & Pass/Fail judgment functions
- Dual wavelengths testing

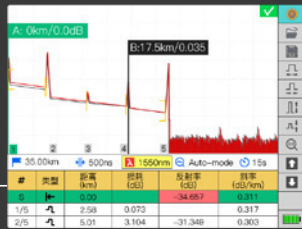


## Multi-function:

# 01

### OTDR Testing (OTDR)


OTDR Dual wavelength simultaneous testing, intelligent trace analysis, multi-display, easy operation



# 02

### Visual Fault Locator (VFL)

VFL Stable lighting, strong light source, two modes-- PW & CW



# 03

### Optical Power Meter (OPM)

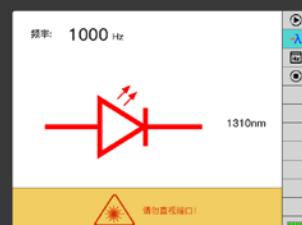
For measuring absolute optical power or relative loss of optical power through a length of fiber



# 04

### Stabilized Light Source (SLS)


Stable light source, used in combination with a power meter



# 05

### Fiber Inspection Probe (FIP)

Optional inspection probe to inspect fiber interface.



# 06

### RJ45 Networks Test

Network cable sequencing



## Dual Working Mode:

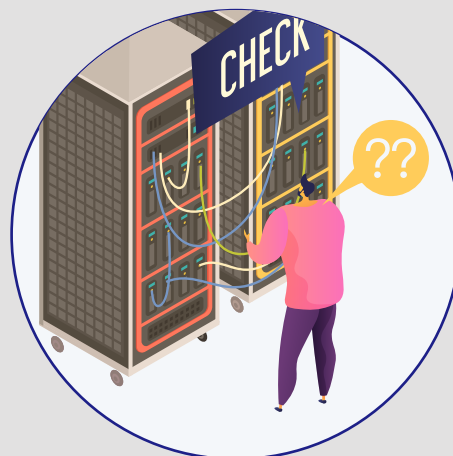
## Four test modes meet your measurement needs

### Real-time test:

Monitors link measurement information, but does not analyze event information.

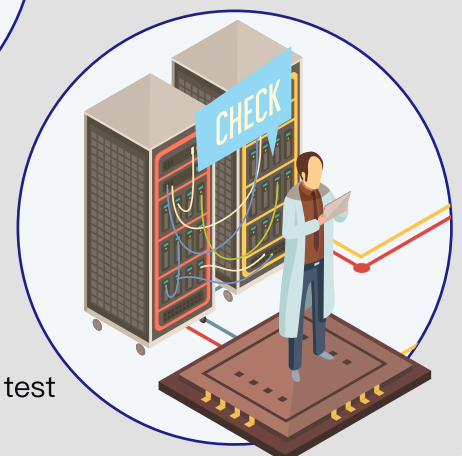
### Average test:

Fixed time measurement, the results and event information will be analyzed after the measurement.



### Intelligent automatic

It is convenient for beginners to quickly complete the test



### Expert Manual Mode

Select the expert manual mode to test



## Interface upgrade:

# Brand-new UI Design



## Intelligent trace analysis:

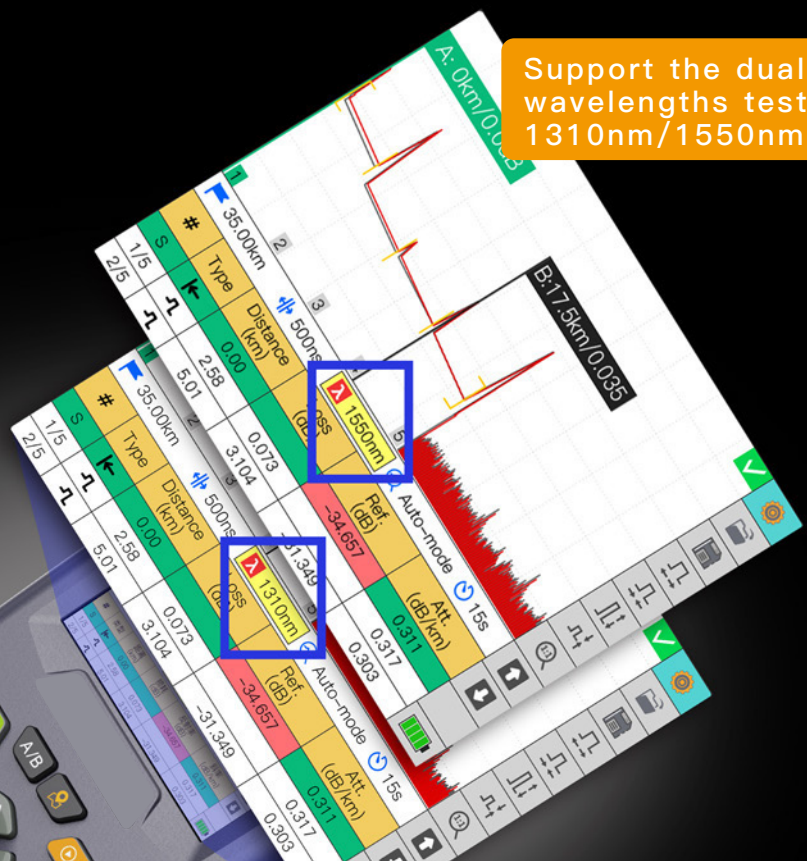
### Intelligent trace analysis Dynamic display of test results

The test results are shown in a trace with distance on horizontal axis, lost power on vertical axis. When too many events, the horizontal and vertical axes can be enlarged to analyze.

### Events List

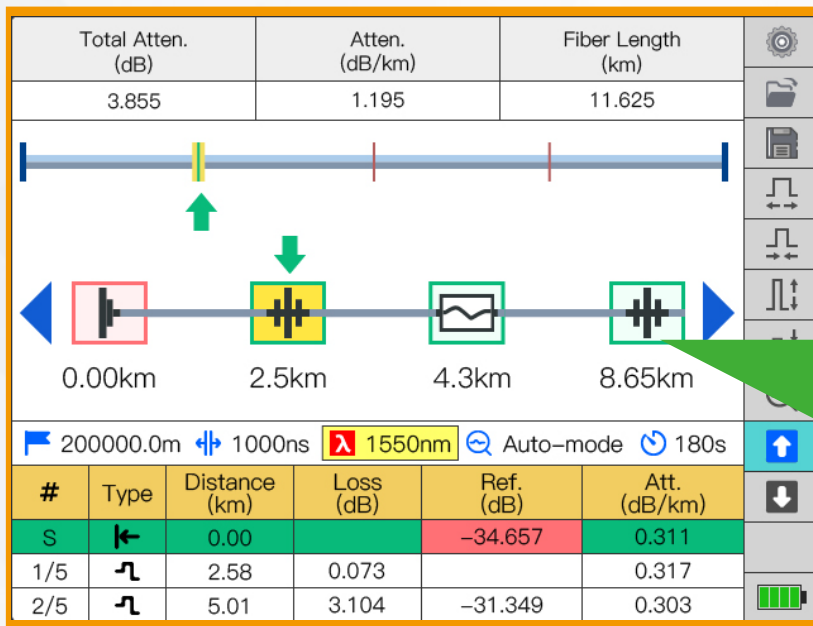
Optical cable breakpoint, loss, length, bending, connection, etc., in the trace, the loss or reflection obtained by the test is represented by events, and three event parameters can be viewed at the same time.

Support the dual wavelengths testing 1310nm/1550nm





## Link Map:



## Link Map Function Icon Displays Events

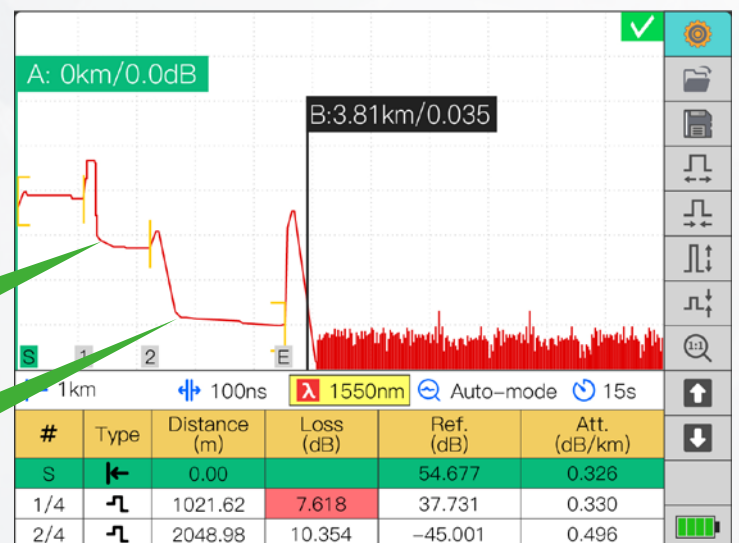
A simple and intuitive graphical interface displays the length, event type, and breakpoint location of optical fiber links. One-click test operation enables instant isolation and evaluation of optical fiber failures.

## Splitter Test:

## Test Three-level Splitter, up to 1:32

1:4

1:8

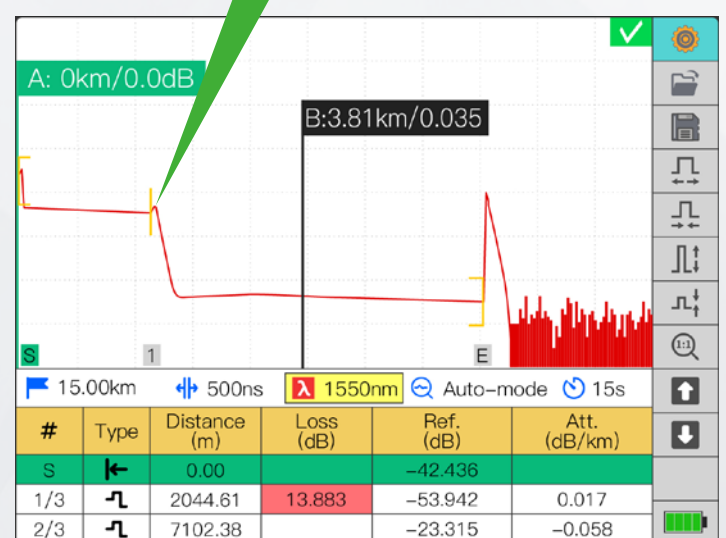
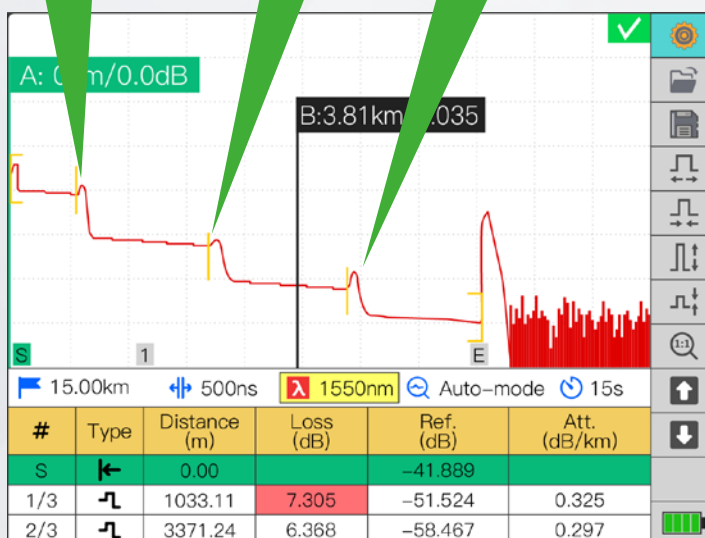


1:4

1:4

1:2

1:16



## Self Calibration:

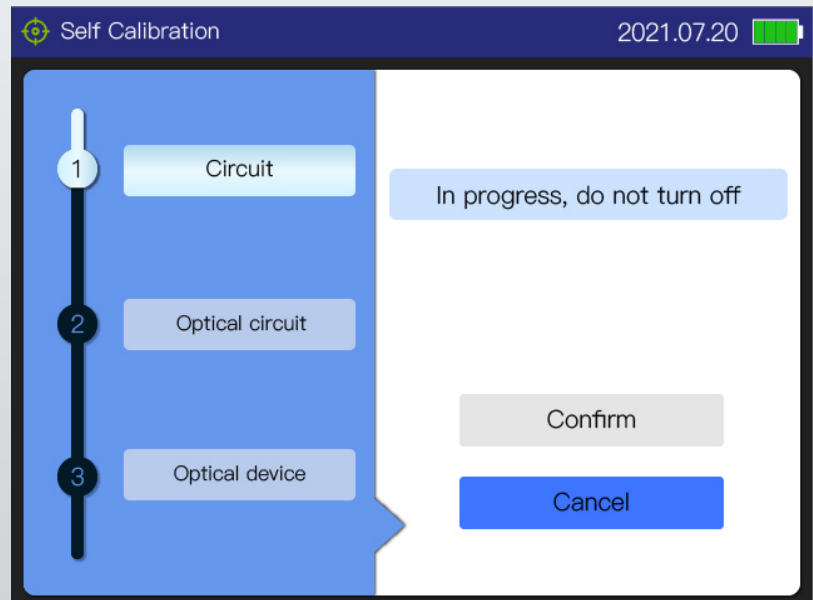
# Self Calibration Convenience to Maintenance

Circuit board

Optical circuit

Optical device

After the machine has been used for a long time, when its accuracy is not enough, it can perform self-calibration, reduce maintenance time and save costs



## OTDR Trace Manager:



## Read and analyze on PC Mass Traces Operation

View the sor file in the OTDR trace manager, mass traces operation, add/delete events, bidirectional trace analysis, print preview, etc.


## Fiber Connector :




SC



ST (Optional)



LC (Optional)



FC (Optional)

## Standard Package



② OTDR main body

③ Inspection Certificate

④ Power adapter

⑤ Gallus

⑥ Quick Reference Guide

⑦ Calibration Certificate

⑧ Brochure-KOMSHINE/TAWAA



# Specifications:

OTDR Specifications		
Model		
Wavelength (nm)		SM 1310/1550      PON 1310/1550/1625 (built-in filter)
Dynamic range (dB)		32/30      32/30/28
Number of optical port		1      2
Applicable fiber		SM (ITU-T G.652)
Distance range (km)		0.5,1,2,5,10,20,35,50,75,100,150,200
Pulse width (ns)		5,10,20,50,100,200,500,1000,2000,10000,20000
Event dead zone*1 (m)		1
Attenuation dead zone*2 (m)		3.5
Number of sampling points		Max.80000
Sampling resolution		Min.0.04m
Distance measurement accuracy		±(0.75 m + Measurement distance × 2 × 10 <sup>−5</sup> + Sampling resolution)
Loss measurement accuracy		±0.03 dB/dB
Return loss measurement accuracy		±2 dB
Optical Power Meter Module (Built-in)		√ ×
OPM	Wavelength (nm)	800 ~ 1650nm
	Power range	−70 ~ +6dBm
	Measure accuracy	< (±0.2dB or ±5%)
	Display resolution	0.01dB
	Optical input port	SC/UPC + 2.5mm Universal ferrule
Stabilized Light Source Module (Built-in)		√ √
SLS	Wavelength (nm)	1310/1550
	Output power	≥−10dBm
	Modulation mode	CW, 270 Hz, 1 kHz, 2 kHz
	Laser class	Class 1M or Class 1
	Optical input port	OTDR port
Visual Fault Locator Module (Built-in)		√ √
VFL	Wavelength (nm)	650
	Output power	10mW
	Modulation mode	CW, CHOP (2 Hz)
	Laser class	Class 3R
	Optical input port	2.5 mm Universal ferrule type
Fiber Inspection Probe (Built-in)		Optional Optional
FIP	Magnification	250X
	Resolution(um)	≥1.0
	Electrical interface	USB2.0
	Optical Connector	FC/UPC,SC/UPC,ST/UPC
	Sensor	1/3 inch
		√ √
RJ45	Wavelength (nm)	CAT5, CAT6
	Distance of Cable Collationl	300m
	Distance of emitting signal	300m

General Specifications	
Link Map	√
Pass/Fail judgment	√
Distance unit	m, km, mile, ft, kft
PC Analysis Software	√
Languages	English, Español, Chinese, Português, Français, Русский
Optical connector	SC/UPC (FC/UPC,ST/UPC,LC/UP is Optional)
Display	3.5–inch color TFT LCD (Resolution: 640 × 480)
Electrical interface	Charge port × 1, USB 2.0 × 3, RJ45 × 2
Operating temperature	–10 ~ 50°C (0 ~ 40°C when AC adapter is being used. 0 to 35°C when battery is be charged)
Storage temperature	–20 to 60°C
Altitude	4000 m
Humidity	0 to 90% RH (20 to 90% with 739874 AC adapter, non–condensing)
Power requirements	100 – 240V AC, 50/60Hz (AC adapter)
Battery	3000mAh
LED Light illumination	≥15000mcd
Operating time*3	5 hours
Data storage	Internal storage: ≥1000 waveforms, External storage: USB memory
Dimensions	118 mm (W) × 218 mm (H) × 55 mm (D)
Weight	Approx. 0.73 kg (including internal battery and protectors, excluding OTDR unit and options)

#### Notes:

1. Minimum pulse width, return loss: ≥55 dB (≥40 dB for 850/1300 nm), group refractive index: 1.5, at 1.5 dB below the unsaturated peak level.
2. Minimum pulse width, group refractive index: 1.5, at a point where the backscatter level is within ±0.5dB of the normal level. For SMF, at 1310nm, return loss: ≥55dB.
3. New Battery

All specifications valid at 23°C ± 2°C (73.4°F ± 3.6°F) unless otherwise specified.